


Mailing/Shipping

Side Seam Envelopes

Choosing an envelope with the proper seam style can be very important, especially when using automatic inserting equipment or when printing is part of the design. Safeguard offers several envelopes with side seam construction. Your personal distributor can help you select the right envelope for your specific needs.

Side Seam Envelopes

ITEM	TINTED - GUM SEAL CODE	NO TINT - GUM SEAL CODE	SIZE	DESCRIPTION
A	SG2097DIP1 SGCE2098D	SG2497DIP1	#10 #10	WHITE WOVE, SINGLE WINDOW WHITE WOVE, DOUBLE WINDOW
QTY	500, 1000, 2500, 5000, 10,000 (Larger quantities available; call for details.)			

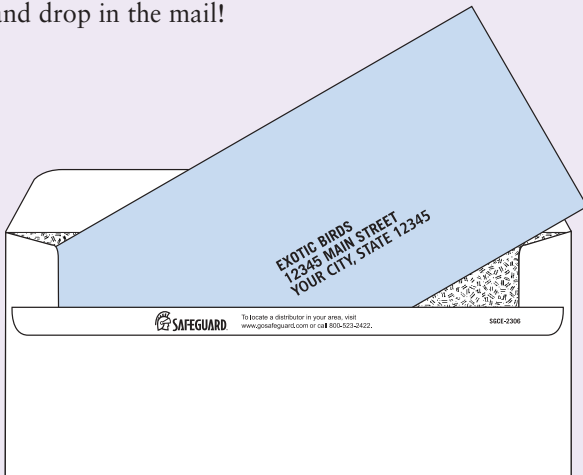


A



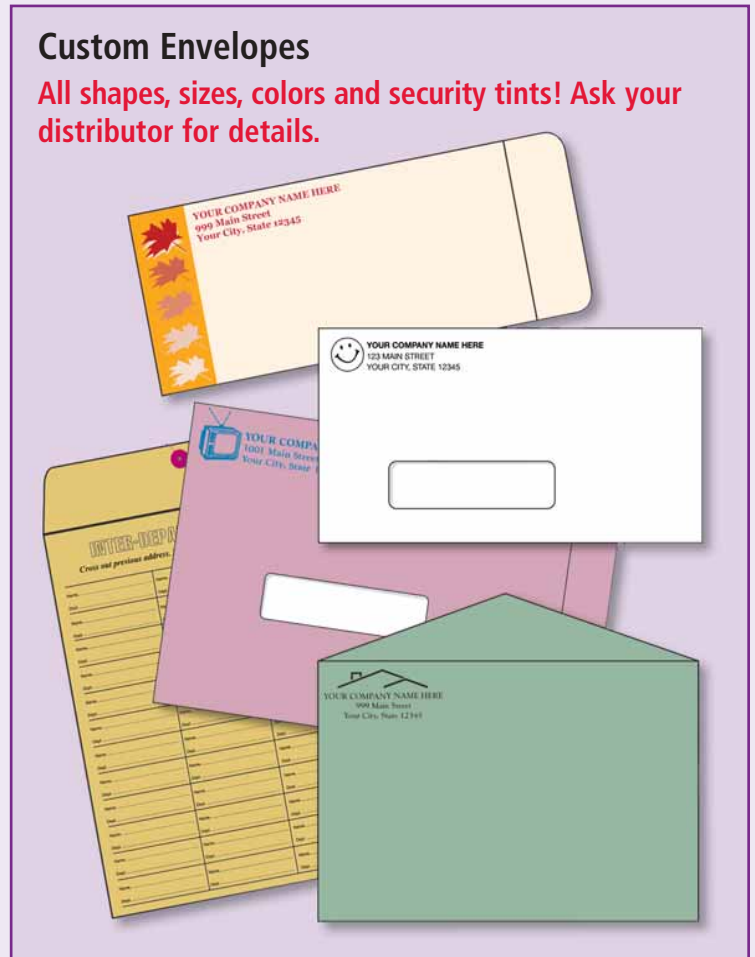
Pre-Staffed

Printed return envelopes are pre-inserted in mailing envelopes. Add your statement and drop in the mail!



Custom Envelopes

All shapes, sizes, colors and security tints! Ask your distributor for details.



Don't See It Here?

Safeguard offers a complete variety of envelopes in various sizes, window formats, colors and construction. We can meet all your mailing needs. Just contact your personal distributor for a complete selection.



Contact your personal distributor or call (800) 616-9492



PRESENTATION FOLDERS
Make a great first impression with high-quality folders perfect for presentations and proposals.

See pages 86-87